



# Sources

ISSN



Enter ISSN or ISSNs

Find sources

ISSN: 1475-3995 x

CiteScore 2023 has been released. [View CiteScore methodology >](#)



## Filter refine list

Apply

Clear filters

## Display options

Display only Open Access journals

Counts for 4-year timeframe

No minimum selected

Minimum citations

Minimum documents

1 result

[Download Scopus Source List](#)

[Learn more about Scopus Source List](#)

All

[Export to Excel](#)

[Save to source list](#)

View metrics for year: 2023



	Source title ↓	CiteScore ↓	Highest percentile ↓	Citations 2020-23 ↓	Documents 2020-23 ↓	% Cited ↓
<input type="checkbox"/> 1	International Transactions in Operational Research	7.8	82% 76/443 Business and International Management	4,236	545	86

Already have a manuscript?

Use our Manuscript Matcher to find the best relevant journals!

Find a Match

Filters

Clear All

Web of Science Coverage

Open Access

Category

Country / Region

Language

Frequency

## Refine Your Search Results

2804-7303

Search

Sort By: Title (A-Z)

### Search Results

Found 1 results (Page 1)

Share These Results

### Exact Match Found

#### RAIRO-OPERATIONS RESEARCH

Publisher: EDP SCIENCES S A , 17, AVE DU HOGGAR, PA COURTABOEUF, BP 112, LES ULIS CEDEX A, FRANCE, F-91944

ISSN / eISSN: 0399-0559 / 2804-7303

Web of Science Core Collection: Science Citation Index Expanded

Additional Web of Science Indexes: Current Contents Engineering, Computing & Technology | Essential Science Indicators

Share This Journal

View profile page

\* Requires free login.

Already have a manuscript?

Use our Manuscript Matcher to find the best relevant journals!

Find a Match

Filters

Clear All

Web of Science Coverage

Open Access

Category

Country / Region

Language

## Refine Your Search Results

1744-5051

Search

Sort By: Title (A-Z)

## Search Results

Found 1 results (Page 1)

Share These Results

## Exact Match Found

### MATHEMATICAL AND COMPUTER MODELLING OF DYNAMICAL SYSTEMS

OPEN ACCESS

Publisher: TAYLOR & FRANCIS INC , 530 WALNUT STREET, STE 850, PHILADELPHIA, USA, PA, 19106

ISSN / eISSN: 1387-3954 / 1744-5051

Web of Science Core Collection: Science Citation Index Expanded

Additional Web of Science Indexes: Current Contents Engineering, Computing & Technology | Essential Science Indicators

Share This Journal

View profile page

5





# Sources

ISSN



Enter ISSN or ISSNs

Find sources

ISSN: 1433-7479 x

CiteScore 2023 has been released. [View CiteScore methodology >](#)



## Filter refine list

Apply

Clear filters

## Display options

Display only Open Access journals

Counts for 4-year timeframe

No minimum selected

Minimum citations

Minimum documents

1 result

[Download Scopus Source List](#)

[Learn more about Scopus Source List](#)

All

[Export to Excel](#)


[Save to source list](#)

View metrics for year:

2023



	Source title ↓	CiteScore ↓	Highest percentile ↓	Citations 2020-23 ↓	Documents 2020-23 ↓	% Cited ↓
<input type="checkbox"/> 1	Soft Computing	8.1	99% 1/106 Geometry and Topology	32,877	4,044	79



# Sources

ISSN



Enter ISSN or ISSNs

Find sources

ISSN: 1931-6828 x

CiteScore 2023 has been released. [View CiteScore methodology >](#)



## Filter refine list

Apply

Clear filters

## Display options



Display only Open Access journals

Counts for 4-year timeframe

No minimum selected

Minimum citations

Minimum documents

1 result

[Download Scopus Source List](#)

[Learn more about Scopus Source List](#)

All

[Export to Excel](#)

[Save to source list](#)

View metrics for year:

2023



Source title ↓

CiteScore ↓

Highest percentile ↓

Citations 2020-23 ↓

Documents 2020-23 ↓

% Cited ↓



1

Springer Optimization and Its Applications

1.2


22%  
101/130  
Control and  
Optimization

966

783

30





# Sources

ISSN



Enter ISSN or ISSNs

Find sources

ISSN: 1931-6828 x

CiteScore 2023 has been released. [View CiteScore methodology >](#)



## Filter refine list

Apply

Clear filters

## Display options



Display only Open Access journals

Counts for 4-year timeframe

No minimum selected

Minimum citations

Minimum documents

1 result

[Download Scopus Source List](#)

[Learn more about Scopus Source List](#)

All

[Export to Excel](#)

[Save to source list](#)


View metrics for year:

2023



	Source title ↓	CiteScore ↓	Highest percentile ↓	Citations 2020-23 ↓	Documents 2020-23 ↓	% Cited ↓
<input type="checkbox"/> 1	Springer Optimization and Its Applications	1.2	22% 101/130 Control and Optimization	966	783	30





# Sources

ISSN



Enter ISSN or ISSNs

Find sources

ISSN: 1742-7975 ✕

CiteScore 2023 has been released. [View CiteScore methodology >](#)



## Filter refine list

Apply

Clear filters

## Display options

Display only Open Access journals

Counts for 4-year timeframe

No minimum selected

Minimum citations

Minimum documents

1 result

[Download Scopus Source List](#)

[Learn more about Scopus Source List](#)

All

[Export to Excel](#)

[Save to source list](#)

View metrics for year:

2023



Source title ↓

CiteScore ↓

Highest percentile ↓

Citations ↓

Documents ↓

% Cited ↓

2020-23 ↓

2020-23 ↓

1

International Journal of Logistics Systems and Management


2.0

40%  
89/148  
Information Systems and Management

579

289

51



# Sources

ISSN



Enter ISSN or ISSNs

Find sources

ISSN: 1433-3058 x

CiteScore 2023 has been released. [View CiteScore methodology >](#)



## Filter refine list

Apply

Clear filters

## Display options

Display only Open Access journals

Counts for 4-year timeframe

No minimum selected

Minimum citations

Minimum documents

1 result

[Download Scopus Source List](#)

[Learn more about Scopus Source List](#)

All

[Export to Excel](#)

[Save to source list](#)

View metrics for year: 2023



Source title ↓

CiteScore ↓

Highest percentile ↓

Citations 2020-23 ↓

Documents 2020-23 ↓

% Cited ↓



1 Neural Computing and Applications

11.4

89%  
42/407  
Software

54,143

4,767

85



Already have a manuscript?

Use our Manuscript Matcher to find the best relevant journals!

Find a Match

Filters

Clear All

Web of Science Coverage

Open Access

Category

Country / Region

Language

Frequency

### Refine Your Search Results

2234-3024

Search

Sort By:

Title (A-Z)

### Search Results

Found 1 results (Page 1)

Share These Results

### Exact Match Found

#### COMMUNICATIONS OF THE KOREAN MATHEMATICAL SOCIETY

Publisher: KOREAN MATHEMATICAL SOC , KOREA SCIENCE TECHNOLOGY CTR 202, 635-4 YEOKSAM-DONG, KANGNAM-KU, SEOUL, SOUTH KOREA, 135-703

ISSN / eISSN: 1225-1763 / 2234-3024

Web of Science Core Collection: Emerging Sources Citation Index

Share This Journal

View profile page

\* Requires free login.



Already have a manuscript?

Use our Manuscript Matcher to find the best relevant journals!

Find a Match

Filters

Clear All

Web of Science Coverage

Open Access

Category

Country / Region

Language

## Refine Your Search Results

1879-0550

Search

Sort By:

Title (A-Z)

## Search Results

Found 1 results (Page 1)

Share These Results

## Exact Match Found

### COMPUTERS & INDUSTRIAL ENGINEERING

Publisher: PERGAMON-ELSEVIER SCIENCE LTD , THE BOULEVARD, LANGFORD LANE, KIDLINGTON, OXFORD, ENGLAND, OX5 1GB

ISSN / eISSN: 0360-8352 / 1879-0550

Web of Science Core Collection: Science Citation Index Expanded

Additional Web of Science Indexes: Current Contents Engineering, Computing & Technology | Essential Science Indicators

Share This Journal

View profile page

5



Already have a manuscript?

Use our Manuscript Matcher to find the best relevant journals!

Find a Match

Filters

Clear All

Web of Science Coverage

Open Access

Category

Country / Region

Language

Frequency

## Refine Your Search Results

1879-0550

Search

Sort By:

Title (A-Z)

## Search Results

Found 1 results (Page 1)

Share These Results

## Exact Match Found

### COMPUTERS & INDUSTRIAL ENGINEERING

Publisher: PERGAMON-ELSEVIER SCIENCE LTD , THE BOULEVARD, LANGFORD LANE, KIDLINGTON, OXFORD, ENGLAND, OX5 1GB

ISSN / eISSN: 0360-8352 / 1879-0550

Web of Science Core Collection: Science Citation Index Expanded

Additional Web of Science Indexes: Current Contents Engineering, Computing & Technology | Essential Science Indicators

Share This Journal

View profile page

\* Requires free login.

5

?



# Sources

ISSN



Enter ISSN or ISSNs

Find sources

ISSN: 1433-7479 x

CiteScore 2023 has been released. [View CiteScore methodology >](#)



## Filter refine list

Apply

Clear filters

## Display options

Display only Open Access journals

Counts for 4-year timeframe

No minimum selected

Minimum citations

Minimum documents

1 result

[Download Scopus Source List](#) [Learn more about Scopus Source List](#)

All [Export to Excel](#) [Save to source list](#)

View metrics for year: 2023

	Source title ↓	CiteScore ↓	Highest percentile ↓	Citations 2020-23 ↓	Documents 2020-23 ↓	% Cited ↓
<input type="checkbox"/> 1	Soft Computing	8.1	99% 1/106 Geometry and Topology	32,877	4,044	79



# Sources

ISSN



Enter ISSN or ISSNs

Find sources

ISSN: 2314-4785 x

CiteScore 2023 has been released. [View CiteScore methodology >](#)



## Filter refine list

Apply

Clear filters

## Display options

Display only Open Access journals

Counts for 4-year timeframe

No minimum selected

Minimum citations

Minimum documents

1 result

[Download Scopus Source List](#)


[Learn more about Scopus Source List](#)

All

[Export to Excel](#)

[Save to source list](#)

View metrics for year: 2023



Source title ↓

CiteScore ↓

Highest percentile ↓

Citations 2020-23 ↓

Documents 2020-23 ↓

% Cited ↓



1 Journal of Mathematics Open Access

2.5

80%  
80/399  
General  
Mathematics

4,764

1,875

60





# Sources

ISSN



Enter ISSN or ISSNs

Find sources

ISSN: 1687-1847 ×

CiteScore 2023 has been released. [View CiteScore methodology >](#)



## Filter refine list

Apply

Clear filters

## Display options



Display only Open Access journals

Counts for 4-year timeframe

No minimum selected

Minimum citations

Minimum documents

1 result

[Download Scopus Source List](#)

[Learn more about Scopus Source List](#)

All

[Export to Excel](#)

[Save to source list](#)

View metrics for year:

2023



Source title ↓

CiteScore ↓

Highest percentile ↓

Citations 2020-23 ↓

Documents 2020-23 ↓

% Cited ↓



1

Advances in Difference Equations *Open Access*

N/A

N/A

N/A

N/A

N/A



[Top of page](#)



# Sources

ISSN



Enter ISSN or ISSNs

Find sources

ISSN: 1433-3058 x

CiteScore 2023 has been released. [View CiteScore methodology >](#)



## Filter refine list

Apply

Clear filters

## Display options

Display only Open Access journals

Counts for 4-year timeframe

No minimum selected

Minimum citations

Minimum documents


1 result

[Download Scopus Source List](#) [Learn more about Scopus Source List](#)

All [Export to Excel](#) [Save to source list](#)

View metrics for year: 2023

Source title ↓	CiteScore ↓	Highest percentile ↓	Citations 2020-23 ↓	Documents 2020-23 ↓	% Cited ↓
<input type="checkbox"/> 1 Neural Computing and Applications	11.4	89% 42/407 Software	54,143	4,767	85



# Sources

ISSN



Enter ISSN or ISSNs

Find sources

ISSN: 1433-3058 x

CiteScore 2023 has been released. [View CiteScore methodology >](#) x

## Filter refine list

Apply

Clear filters

## Display options



Display only Open Access journals

Counts for 4-year timeframe

No minimum selected

Minimum citations

Minimum documents

1 result

[Download Scopus Source List](#)

[Learn more about Scopus Source List](#)

All v

[Export to Excel](#)

[Save to source list](#)

View metrics for year: 2023



	Source title ↓	CiteScore ↓	Highest percentile ↓	Citations 2020-23 ↓	Documents 2020-23 ↓	% Cited ↓
<input type="checkbox"/> 1	Neural Computing and Applications	11.4	89% 42/407 Software	54,143	4,767	85







# Sources

ISSN



Enter ISSN or ISSNs

Find sources

ISSN: 2090-2670 x

CiteScore 2023 has been released. [View CiteScore methodology >](#)



## Filter refine list

Apply

Clear filters

## Display options

Display only Open Access journals

Counts for 4-year timeframe

No minimum selected

Minimum citations

Minimum documents

1 result

[Download Scopus Source List](#)


[Learn more about Scopus Source List](#)

All


[Export to Excel](#)

[Save to source list](#)

View metrics for year: 2023



	Source title ↓	CiteScore ↓	Highest percentile ↓	Citations 2020-23 ↓	Documents 2020-23 ↓	% Cited ↓
<input type="checkbox"/> 1	Alexandria Engineering Journal <i>Open Access</i>	11.2	93% 20/307 General Engineering	33,798	3,031	83



# Sources

ISSN



Enter ISSN or ISSNs

Find sources

ISSN: 1572-9338 x

CiteScore 2023 has been released. [View CiteScore methodology >](#)



## Filter refine list

Apply

Clear filters

## Display options

Display only Open Access journals

Counts for 4-year timeframe

No minimum selected

Minimum citations

Minimum documents

1 result

[Download Scopus Source List](#)

[Learn more about Scopus Source List](#)


All

[Export to Excel](#)

[Save to source list](#)

View metrics for year:

2023



Source title ↓	CiteScore ↓	Highest percentile ↓	Citations 2020-23 ↓	Documents 2020-23 ↓	% Cited ↓
----------------	-------------	----------------------	---------------------	---------------------	-----------

1

Annals of Operations Research


7.9

82%  
36/207  
Management  
Science and  
Operations  
Research

14,158

1,787

83



# Sources

ISSN



Enter ISSN or ISSNs

Find sources

ISSN: 2330-2682 x

CiteScore 2023 has been released. [View CiteScore methodology](#)



## Filter refine list

Apply

Clear filters

## Display options

Display only Open Access journals

Counts for 4-year timeframe

No minimum selected

Minimum citations

Minimum documents

1 result

[Download Scopus Source List](#)

[Learn more about Scopus Source List](#)

All

[Export to Excel](#)

[Save to source list](#)

View metrics for year: 2023



Source title

CiteScore

Highest percentile

Citations

Documents

% Cited

1

International Journal of Systems Science:  
Operations and Logistics

7.6

81%  
25/131  
Management  
Information  
Systems

1,538

203

71

Already have a manuscript?

Use our Manuscript Matcher to find the best relevant journals!

Find a Match

Filters

Clear All

Web of Science Coverage

Open Access

Category

Country / Region

Language

Frequency

## Refine Your Search Results

1873-7579

Search

Sort By:

Title (A-Z)

## Search Results

Found 1 results (Page 1)

Share These Results

## Exact Match Found

### INTERNATIONAL JOURNAL OF PRODUCTION ECONOMICS

Publisher: ELSEVIER , RADARWEG 29, AMSTERDAM, Netherlands, 1043 NX

ISSN / eISSN: 0925-5273 / 1873-7579

Web of Science Core Collection: Science Citation Index Expanded

Additional Web of Science Indexes: Current Contents Engineering, Computing & Technology | Essential Science Indicators

Share This Journal

View profile page

\* Requires free login

5

?

Already have a manuscript?



Use our Manuscript Matcher to find the best relevant journals!

Find a Match

Filters

Clear All

Web of Science Coverage



Open Access 



Category



Country / Region



Language



## Refine Your Search Results

1879-0550

Search

Sort By:

Title (A-Z)



## Search Results

Found 1 results (Page 1)

[Share These Results](#)

## Exact Match Found

### COMPUTERS & INDUSTRIAL ENGINEERING

Publisher: PERGAMON-ELSEVIER SCIENCE LTD , THE BOULEVARD, LANGFORD LANE, KIDLINGTON, OXFORD, ENGLAND, OX5 1GB

ISSN / eISSN: 0360-8352 / 1879-0550

Web of Science Core Collection: Science Citation Index Expanded

Additional Web of Science Indexes: Current Contents Engineering, Computing & Technology | Essential Science Indicators

[Share This Journal](#)

[View profile page](#)

5





# Sources

ISSN



Enter ISSN or ISSNs

Find sources

ISSN: 1098-111X ×

CiteScore 2023 has been released. [View CiteScore methodology >](#)



## Filter refine list

Apply

Clear filters

## Display options

Display only Open Access journals

Counts for 4-year timeframe

No minimum selected

Minimum citations

Minimum documents

1 result

[Download Scopus Source List](#)

[Learn more about Scopus Source List](#)

All

[Export to Excel](#)

[Save to source list](#)

View metrics for year:

2023



Source title ↓

CiteScore ↓

Highest percentile ↓

Citations 2020-23 ↓

Documents 2020-23 ↓

% Cited ↓



1

International Journal of Intelligent Systems

11.3

93%  
9/130  
Theoretical  
Computer Science

11,070

979

81





# Sources

ISSN



Enter ISSN or ISSNs

Find sources

ISSN: 1757-5869 x

CiteScore 2023 has been released. [View CiteScore methodology >](#)



## Filter refine list

Apply

Clear filters

## Display options

Display only Open Access journals

Counts for 4-year timeframe

No minimum selected

Minimum citations

Minimum documents

1 result

[Download Scopus Source List](#)

[Learn more about Scopus Source List](#)

All v

[Export to Excel](#)

[Save to source list](#)

View metrics for year:

2023



Source title ↓

CiteScore ↓

Highest percentile ↓

Citations 2020-23 ↓

Documents 2020-23 ↓

% Cited ↓



1

International Journal of Mathematics in Operational Research

2.1


34%  
213/324  
Modeling and Simulation

580

280

52





# Sources

ISSN



Enter ISSN or ISSNs

Find sources

ISSN: 2325-0399 x

CiteScore 2023 has been released. [View CiteScore methodology >](#)



## Filter refine list

Apply

Clear filters

## Display options

Display only Open Access journals

Counts for 4-year timeframe

No minimum selected

Minimum citations

Minimum documents

1 result

[Download Scopus Source List](#)

[Learn more about Scopus Source List](#)


All

[Export to Excel](#)

[Save to source list](#)

View metrics for year:

2023



Source title ↓

CiteScore ↓

Highest percentile ↓

Citations 2020-23 ↓

Documents 2020-23 ↓

% Cited ↓



1

Applied Mathematics and Information Sciences

2.1

58%  
81/193  
Analysis

893

435

55





# Sources

ISSN



Enter ISSN or ISSNs

Find sources

ISSN: 1110-0168 ✕

CiteScore 2023 has been released. [View CiteScore methodology >](#)



## Filter refine list

Apply

Clear filters

## Display options

Display only Open Access journals

Counts for 4-year timeframe

No minimum selected

Minimum citations

Minimum documents

1 result

[Download Scopus Source List](#)

[Learn more about Scopus Source List](#)

All

[Export to Excel](#)

[Save to source list](#)

View metrics for year:

2023



	Source title ↓	CiteScore ↓	Highest percentile ↓	Citations 2020-23 ↓	Documents 2020-23 ↓	% Cited ↓
<input type="checkbox"/> 1	Alexandria Engineering Journal <i>Open Access</i>	11.2	93% 20/307 General Engineering	33,798	3,031	83





# Sources

ISSN



Enter ISSN or ISSNs

Find sources

ISSN: 0305-0483 x

CiteScore 2023 has been released. [View CiteScore methodology >](#)



## Filter refine list

Apply

Clear filters

## Display options

Display only Open Access journals

Counts for 4-year timeframe

No minimum selected

Minimum citations

Minimum documents

1 result

[Download Scopus Source List](#)

[Learn more about Scopus Source List](#)

All

[Export to Excel](#)

[Save to source list](#)

View metrics for year:

2023



Source title ↓	CiteScore ↓	Highest percentile ↓	Citations 2020-23 ↓	Documents 2020-23 ↓	% Cited ↓
----------------	-------------	----------------------	---------------------	---------------------	-----------

1

Omega (United Kingdom)

13.8

96%

8/207

Management Science and Operations Research

8,734

631

92



# Sources

ISSN



Enter ISSN or ISSNs

Find sources

ISSN: 1751-5262 x

CiteScore 2023 has been released. [View CiteScore methodology >](#)



## Filter refine list

Apply

Clear filters

## Display options

Display only Open Access journals

Counts for 4-year timeframe

No minimum selected

Minimum citations

Minimum documents

1 result

[Download Scopus Source List](#)


[Learn more about Scopus Source List](#)

All

[Export to Excel](#)


[Save to source list](#)

View metrics for year: 2023



	Source title ↓	CiteScore ↓	Highest percentile ↓	Citations 2020-23 ↓	Documents 2020-23 ↓	% Cited ↓
<input type="checkbox"/> 1	European Journal of Industrial Engineering	2.6	52% 183/384 Industrial and Manufacturing Engineering	313	120	66





# Sources

ISSN



Enter ISSN or ISSNs

Find sources

ISSN: 1687-5273 x

CiteScore 2023 has been released. [View CiteScore methodology >](#)



## Filter refine list

Apply

Clear filters

## Display options

Display only Open Access journals

Counts for 4-year timeframe

No minimum selected

Minimum citations

Minimum documents

1 result

[Download Scopus Source List](#)

[Learn more about Scopus Source List](#)

All

[Export to Excel](#)

[Save to source list](#)

View metrics for year: 2023



Source title ↓

CiteScore ↓

Highest percentile ↓

Citations 2020-23 ↓

Documents 2020-23 ↓

% Cited ↓



1

Computational Intelligence and Neuroscience

N/A

N/A

N/A

N/A

N/A



Top of page



# Sources

ISSN



Enter ISSN or ISSNs

Find sources

ISSN: 2199-5796 x

CiteScore 2023 has been released. [View CiteScore methodology >](#)



## Filter refine list

Apply

Clear filters

## Display options

Display only Open Access journals

Counts for 4-year timeframe

No minimum selected

Minimum citations

Minimum documents

1 result

[Download Scopus Source List](#) [Learn more about Scopus Source List](#)

All

[Export to Excel](#)

[Save to source list](#)

View metrics for year: 2023



	Source title ↓	CiteScore ↓	Highest percentile ↓	Citations 2020-23 ↓	Documents 2020-23 ↓	% Cited ↓
<input type="checkbox"/> 1	International Journal of Applied and Computational Mathematics	3.4	70% 189/635 Applied Mathematics	2,893	854	66



# Sources

ISSN



Enter ISSN or ISSNs

Find sources

ISSN: 2071-1050 x

CiteScore 2023 has been released. [View CiteScore methodology >](#)



## Filter refine list

Apply

Clear filters

## Display options

Display only Open Access journals

Counts for 4-year timeframe

No minimum selected

Minimum citations

Minimum documents

1 result

[Download Scopus Source List](#)

[Learn more about Scopus Source List](#)

All

[Export to Excel](#)

[Save to source list](#)

View metrics for year:

2023



Source title ↓

CiteScore ↓

Highest percentile ↓

Citations 2020-23 ↓

Documents 2020-23 ↓

% Cited ↓



1

Sustainability (Switzerland) *Open Access*

6.8

88%

94/821

Geography,  
Planning and  
Development

381,357

55,991

80





# Sources

ISSN



Enter ISSN or ISSNs

Find sources

ISSN: 1911-8074 x

CiteScore 2023 has been released. [View CiteScore methodology >](#)



## Filter refine list

Apply

Clear filters

## Display options

Display only Open Access journals

Counts for 4-year timeframe

No minimum selected

Minimum citations

Minimum documents

1 result

[Download Scopus Source List](#)


[Learn more about Scopus Source List](#)

All

[Export to Excel](#)

[Save to source list](#)

View metrics for year: 2023



Source title ↓	CiteScore ↓	Highest percentile ↓	Citations 2020-23 ↓	Documents 2020-23 ↓	% Cited ↓
----------------	-------------	----------------------	---------------------	---------------------	-----------

<input type="checkbox"/> 1 Journal of Risk and Financial Management Open Access	4.5	76% 44/189 Business, Management and Accounting (miscellaneous)	9,176	2,038	71
--	-----	---	-------	-------	----



# Sources

ISSN



Enter ISSN or ISSNs

Find sources

ISSN: 2090-2670 ×

CiteScore 2023 has been released. [View CiteScore methodology >](#)



## Filter refine list

Apply

Clear filters

## Display options

Display only Open Access journals

Counts for 4-year timeframe

No minimum selected

Minimum citations

Minimum documents

1 result

[Download Scopus Source List](#)

[Learn more about Scopus Source List](#)


All

[Export to Excel](#)

[Save to source list](#)

View metrics for year:

2023



Source title ↓

CiteScore ↓

Highest percentile ↓

Citations 2020-23 ↓

Documents 2020-23 ↓

% Cited ↓



1

Alexandria Engineering Journal *Open Access*

11.2

93%  
20/307  
General  
Engineering

33,798

3,031

83







# Sources

ISSN



Enter ISSN or ISSNs

Find sources

ISSN: 2071-1050 x

CiteScore 2023 has been released. [View CiteScore methodology >](#)



## Filter refine list

Apply

Clear filters

## Display options

Display only Open Access Journals

Counts for 4-year timeframe

No minimum selected

Minimum citations

Minimum documents

1 result

[Download Scopus Source List](#)

[Learn more about Scopus Source List](#)


All

[Export to Excel](#)

[Save to source list](#)

View metrics for year:

2023



Source title ↓

CiteScore ↓

Highest percentile ↓

Citations

2020-23 ↓

Documents

2020-23 ↓

% Cited ↓



1

Sustainability (Switzerland) *Open Access*

6.8

88%


94/821

Geography,  
Planning and  
Development

381,357

55,991

80



# Sources

ISSN



Enter ISSN or ISSNs

Find sources

ISSN: 2227-7390 x

CiteScore 2023 has been released. [View CiteScore methodology >](#)



## Filter refine list

Apply

Clear filters

## Display options

Display only Open Access journals

Counts for 4-year timeframe

No minimum selected

Minimum citations

Minimum documents

1 result

[Download Scopus Source List](#)

[Learn more about Scopus Source List](#)

All

[Export to Excel](#)

[Save to source list](#)

View metrics for year:

2023



Source title ↓	CiteScore ↓	Highest percentile ↓	Citations 2020-23 ↓	Documents 2020-23 ↓	% Cited ↓
<input type="checkbox"/> 1 Mathematics Open Access	4.0	90% 38/399 General Mathematics	60,616	15,129	68



# Sources

ISSN



Enter ISSN or ISSNs

Find sources

ISSN: 2090-2670 x

CiteScore 2023 has been released. [View CiteScore methodology >](#)



## Filter refine list

Apply

Clear filters

## Display options

Display only Open Access journals

Counts for 4-year timeframe

No minimum selected

Minimum citations

Minimum documents

1 result

[Download Scopus Source List](#)

[Learn more about Scopus Source List](#)

All

[Export to Excel](#)

[Save to source list](#)

View metrics for year: 2023



Source title ↓

CiteScore ↓

Highest percentile ↓

Citations 2020-23 ↓

Documents 2020-23 ↓

% Cited ↓



1

Alexandria Engineering Journal *Open Access*

11.2

93%  
20/307  
General  
Engineering

33,798

3,031

83



Already have a manuscript?

Use our Manuscript Matcher to find the best relevant journals!

Find a Match

Filters

Clear All

Web of Science Coverage

Open Access

Category

Country / Region

Language

Frequency

## Refine Your Search Results

1873-6793

Search

Sort By:

Title (A-Z)

## Search Results

Found 1 results (Page 1)

Share These Results

## Exact Match Found

### EXPERT SYSTEMS WITH APPLICATIONS

Publisher: PERGAMON-ELSEVIER SCIENCE LTD , THE BOULEVARD, LANGFORD LANE, KIDLINGTON, OXFORD, ENGLAND, OX5 1GB

ISSN / eISSN: 0957-4174 / 1873-6793

Web of Science Core Collection: Science Citation Index Expanded

Additional Web of Science Indexes: Current Contents Engineering, Computing & Technology | Essential Science Indicators

Share This Journal

View profile page

\* Requires free login.



Already have a manuscript?

Use our Manuscript Matcher to find the best relevant journals!

Find a Match

Filters

Clear All

Web of Science Coverage

Open Access

Category

Country / Region

Language

## Refine Your Search Results

1872-9681

Search

Sort By:

Title (A-Z)

## Search Results

Found 1 results (Page 1)

Share These Results

## Exact Match Found

### APPLIED SOFT COMPUTING

Publisher: ELSEVIER , RADARWEG 29, AMSTERDAM, Netherlands, 1043 NX

ISSN / eISSN: 1568-4946 / 1872-9681

Web of Science Core Collection: Science Citation Index Expanded


Additional Web of Science Indexes: Current Contents Engineering, Computing & Technology | Essential Science Indicators

Share This Journal

View profile page

5

Show desktop



# Sources

ISSN



Enter ISSN or ISSNs

Find sources

ISSN: 1433-7479 ×

CiteScore 2023 has been released. [View CiteScore methodology >](#)



## Filter refine list

Apply

Clear filters

## Display options



Display only Open Access journals

Counts for 4-year timeframe

No minimum selected

Minimum citations

Minimum documents

1 result

[Download Scopus Source List](#)

[Learn more about Scopus Source List](#)


All

[Export to Excel](#)

[Save to source list](#)

View metrics for year:

2023



Source title ↓	CiteScore ↓	Highest percentile ↓	Citations 2020-23 ↓	Documents 2020-23 ↓	% Cited ↓
<input type="checkbox"/> 1 Soft Computing	8.1	99% 1/106 Geometry and Topology	32,877	4,044	79





# Sources

ISSN



Enter ISSN or ISSNs

Find sources

ISSN: 1433-3058 x

CiteScore 2023 has been released. [View CiteScore methodology >](#)



## Filter refine list

Apply

Clear filters

## Display options

Display only Open Access journals

Counts for 4-year timeframe

No minimum selected

Minimum citations

Minimum documents

1 result

[Download Scopus Source List](#)

[Learn more about Scopus Source List](#)

All

[Export to Excel](#)


[Save to source list](#)

View metrics for year: 2023



	Source title ↓	CiteScore ↓	Highest percentile ↓	Citations 2020-23 ↓	Documents 2020-23 ↓	% Cited ↓
<input type="checkbox"/> 1	Neural Computing and Applications	11.4	89% 42/407 Software	54,143	4,767	85





# Sources

ISSN



Enter ISSN or ISSNs

Find sources

ISSN: 2227-7390 x

CiteScore 2023 has been released. [View CiteScore methodology >](#)



## Filter refine list

Apply

Clear filters

## Display options



Display only Open Access journals

Counts for 4-year timeframe

No minimum selected

Minimum citations

Minimum documents

1 result

[Download Scopus Source List](#)

[Learn more about Scopus Source List](#)

All

[Export to Excel](#)

[Save to source list](#)

View metrics for year: 2023



Source title ↓

CiteScore ↓

Highest percentile ↓

Citations 2020-23 ↓

Documents 2020-23 ↓

% Cited ↓



1

Mathematics *Open Access*

4.0

90%

38/399

General

Mathematics

60,616

15,129

68

