

**Step 1:**

1. Open the below URL to access the self-service portal:
2. <https://www.tcsion.com/SelfServices/>

Or

1. Please find "TCSION self-service portal" in the google and open the URL from the search result.
2. Login page will be displayed as follows:




Fig 1: Login page

**Step 2:**

Provide user credential to login into the self-service portal. Post successfully login the following page will be displayed:

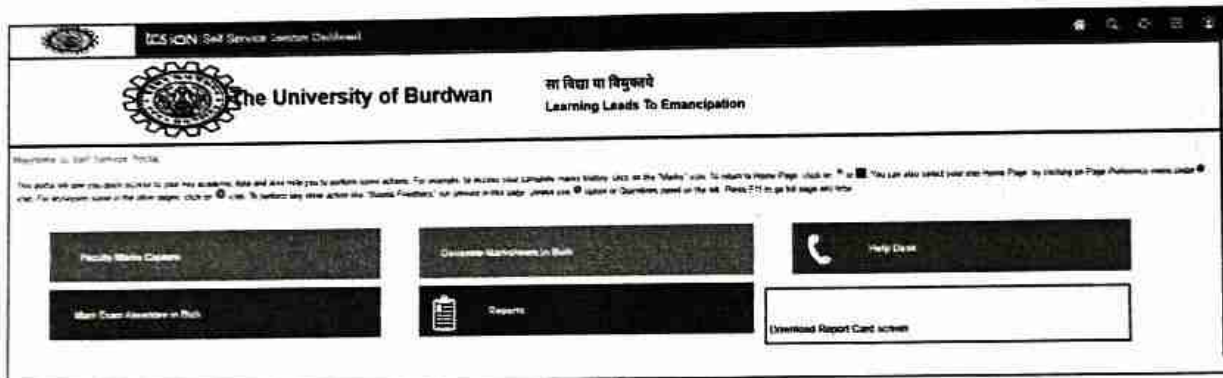


Fig 2: Landing page

**Step 3:**

1. Click on the "Download report card screen".
2. User will find the below screen for select the required filters. All the filters marked in red boxes are mandatory.

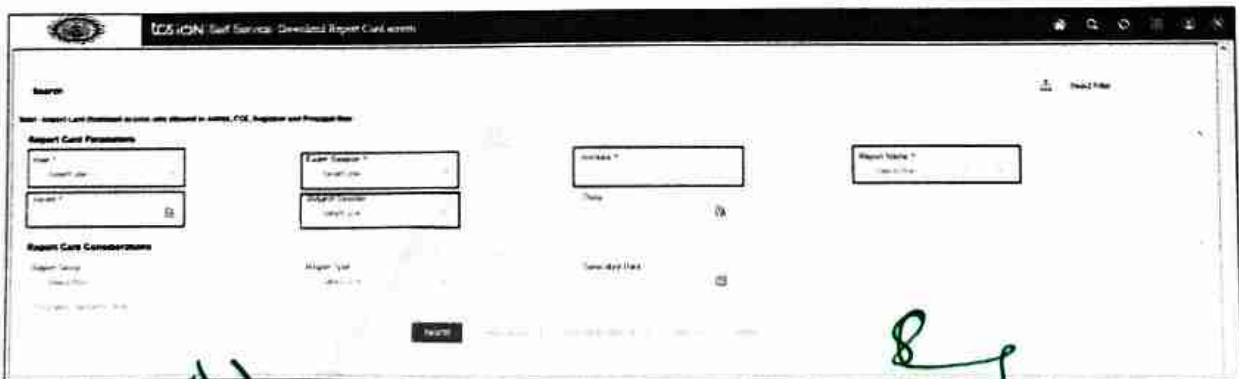


Fig 3: Filter selection page

CONTROLLER OF EXAMINATIONS  
THE UNIVERSITY OF BURDWAN  
INSTRUCTIONS FOR REPORT CARD DOWNLOAD

REGISTRAR  
THE UNIVERSITY OF BURDWAN  
BURDWAN - 713104

**Step 3.1:**

1. Roll will be "Principal".
2. Exam Session will be "Dec 2020 (General)" or "Dec 2020 (Honours)" as applicable for semester I 2020 examination.



Fig 3.1: Filter selection page

**Step 3.2:**

1. Select the search button situated in the "Institute" filter.
2. Again click on the "Search" button from the pop-up windows.



Fig 3.2: Filter selection page

1. User will find only the college as per the login credential
2. Select the radio button beside the college details and click on the "OK" button.



Fig 3.2: Filter selection page

*Arif*

CONTROLLER OF EXAMINATIONS  
THE UNIVERSITY OF BURDWAN

INSTRUCTIONS FOR REPORT CARD DOWNLOAD

*8*

REGISTRAR  
THE UNIVERSITY OF BURDWAN  
BURDWAN - 713104

**Step 3.3:**

1. Select "Semester Report" from the drop down available in the "Report Name" filter.



Fig 3.3: Filter selection page.

**Step 3.4:**

1. Select the value only as "B.A.", "B.Sc." or "B.Com" in the Award filter.



Fig 3.4: Filter selection page

**Step 3.5:**

1. Select "Subject Session" value from the drop down as applicable.



Fig 3.5: Filter selection page

**Step 4:**

1. Click on the button "Generate Merged Zip" post selecting the mandatory filters.



Fig 4: Report generation



**Step 8:**

1. After successfully generated the required output status will be displayed as "Success".
2. Click on the download button situated beside the requested job and save the file.



Fig.8: Final step to download

*A. K. Pal*

**CONTROLLER OF EXAMINATIONS  
THE UNIVERSITY OF BURDWAN**

*S. J.*

**REGISTRAR  
THE UNIVERSITY OF BURDWAN  
BURDWAN - 713104**